











DOMINO


Mængde, tal og genkendelse


PingoMat © forlagetpingo.dk





1		2		4	
4		9		6	
6		1		5	
2		3		9	





6	
---	---


8	
---	--


9	
---	---


7	
---	---


7	
---	---


2	
---	--


8	
---	---

5	
---	---

8	
---	---

3	
---	--

4	
---	---

1	
---	---

DOMINO

Mængde, tal og genkendelse

PingoMat © forlagetpingo.dk



2	
---	--

8	
---	--

1	
---	--

8	
---	--

1	
---	--

5	
---	--

6	
---	--

3	
---	--

6	
---	--

5	
---	--

7	
---	--

9	
---	--

DOMINO

Mængde, tal og genkendelse

PingoMat © forlagetpingo.dk



7	
---	--

9	
---	--

2	
---	--

3	
---	--

3	
---	--

4	
---	--

4	
---	--

5	
---	--

7	
---	--

DOMINO
Sådan spilles domino:

1 spiller:
Brikkerne lægges som en kæde på bordet. Brikkerne kan også kobles til kæden på tværs hvis tallet eller talmængden passer sammen.

2 spillere:
Hver spiller får 7 brikker. Resten lægges med bagsiden op i en bunke. Det første kort fra bunken vendes, og er starten på kæden. Spillerne skiftes til at placere en brik på kæden. Kan man ikke bruge nogen brikker, trækkes der fra bunken. Er bunken tom, går turen videre. Vinderen er den der først kommer af med alle brikker.