




STAFET MED MØNSTRE



Forberedelse:

Print "stafet mønstre 1-12", laminér og klip dem ud.
Print siderne med figurer (Print i 2-3 eksemplarer alt efter antal stafet-hold og elever).

Laminér og klip brikkerne med figurerne ud.

Sådan afholdes mønstre-stafet:

Afhold stafetten på et sted med god plads; fx på en lang gang, i gymnastiksalen eller ude i godt vejr.

Fordel brikkerne med figurerne på gulvet.

Sæt markeringer dér hvor dine hold skal starte, fx. bag en kegle. Vurdér selv afstanden ned til brikkerne – det er sjovt at der kan løbes ned og hentes brikker! Underviseren holder et stafet kort op og viser mønstret der skal hentes. Eleverne skiftes til at løbe ned og hente én brik ad gangen og ligge den i det rigtige mønster.

1. pladsen går til dem der først får lagt det rigtige mønster.

Ekstra idé:

På sidste side er der tomme stafet-mønstre. Print ud, og lad eleverne lave nye stafet-mønstre.








MØNSTRE

Former, farver og genkendelse

PingoMat © forlagetpingo.dk



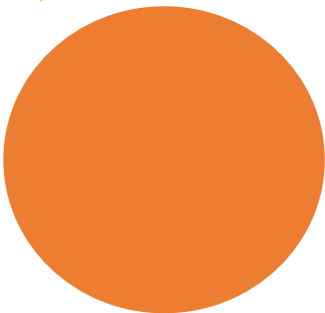

Stafet mønster 1



PingoMat © forlagetpingo.dk



Stafet mønster 2



PingoMat © forlagetpingo.dk




MØNSTRE

Former, farver og genkendelse

PingoMat © forlagetpingo.dk






Stafet mønster 4



PingoMat © forlagetpingo.dk



Stafet mønster 3



PingoMat © forlagetpingo.dk







MØNSTRE

Former, farver og genkendelse

PingoMat © forlagetpingo.dk




Stafet mønster 5



PingoMat © forlagetpingo.dk



Stafet mønster 6



PingoMat © forlagetpingo.dk




MØNSTRE

Former, farver og genkendelse

PingoMat © forlagetpingo.dk




Stafet mønster 7



PingoMat © forlagetpingo.dk



Stafet mønster 8



PingoMat © forlagetpingo.dk







MØNSTRE

Former, farver og genkendelse

PingoMat © forlagetpingo.dk










Stafet mønster 9



PingoMat © forlagetpingo.dk



Stafet mønster 10



PingoMat © forlagetpingo.dk









MØNSTRE

Former, farver og genkendelse

PingoMat © forlagetpingo.dk









Stafet mønster 11



PingoMat © forlagetpingo.dk



Stafet mønster 12




PingoMat © forlagetpingo.dk



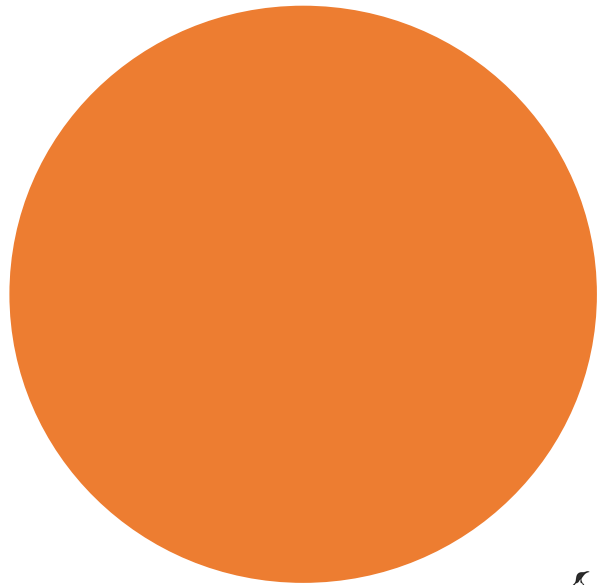
MØNSTRE

Former, farver og genkendelse


PingoMat © forlagetpingo.dk




PingoMat © forlagetpingo.dk 




PingoMat © forlagetpingo.dk 




PingoMat © forlagetpingo.dk 



PingoMat © forlagetpingo.dk 



PingoMat © forlagetpingo.dk 




PingoMat © forlagetpingo.dk 


MØNSTRE

Former, farver og genkendelse


PingoMat © forlagetpingo.dk




PingoMat © forlagetpingo.dk 




PingoMat © forlagetpingo.dk 




PingoMat © forlagetpingo.dk 



PingoMat © forlagetpingo.dk 



PingoMat © forlagetpingo.dk 




PingoMat © forlagetpingo.dk 


MØNSTRE

Former, farver og genkendelse


PingoMat © forlagetpingo.dk




PingoMat © forlagetpingo.dk 




PingoMat © forlagetpingo.dk 




PingoMat © forlagetpingo.dk 




PingoMat © forlagetpingo.dk 



PingoMat © forlagetpingo.dk 




PingoMat © forlagetpingo.dk 


MØNSTRE

Former, farver og genkendelse


PingoMat © forlagetpingo.dk




PingoMat © forlagetpingo.dk




PingoMat © forlagetpingo.dk




PingoMat © forlagetpingo.dk



PingoMat © forlagetpingo.dk



PingoMat © forlagetpingo.dk



PingoMat © forlagetpingo.dk




MØNSTRE

Former, farver og genkendelse

PingoMat © forlagetpingo.dk




PingoMat © forlagetpingo.dk 




PingoMat © forlagetpingo.dk 



PingoMat © forlagetpingo.dk 



PingoMat © forlagetpingo.dk 



PingoMat © forlagetpingo.dk 



PingoMat © forlagetpingo.dk 

MØNSTRE

Former, farver og genkendelse

PingoMat © forlagetpingo.dk



PingoMat © forlagetpingo.dk 




PingoMat © forlagetpingo.dk 




PingoMat © forlagetpingo.dk 



PingoMat © forlagetpingo.dk 



PingoMat © forlagetpingo.dk 



PingoMat © forlagetpingo.dk 

MØNSTRE

Former, farver og genkendelse

PingoMat © forlagetpingo.dk



Stafet mønster lavet af:

PingoMat © forlagetpingo.dk



Stafet mønster lavet af:

PingoMat © forlagetpingo.dk

