




PingoMat © forlagetpingo.dk




PingoMat © forlagetpingo.dk




PingoMat © forlagetpingo.dk



PingoMat © forlagetpingo.dk




PingoMat © forlagetpingo.dk




PingoMat © forlagetpingo.dk




PingoMat © forlagetpingo.dk




PingoMat © forlagetpingo.dk



PingoMat © forlagetpingo.dk



PingoMat © forlagetpingo.dk



**2**

## Vendespil 1

Lær tal fra 0-9

**Forberedelse:**

Udskriv (på karton) side 1+2 i det antal du vil have vendespillet i. Lamniér og klip ud.

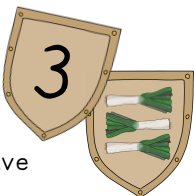
**Spil vendespil:**

Spillere: 1-3.

Fordel brikkerne på bordet med billedsiden ned.


Første spiller vender en brik, og siger tal/mængde på billedet højt. Derefter vendes en brik mere i forsøg på at få stik (tal + mængde). Skift tur, også selv om der er stik.

Den spiller som har samlet flest stik, når alle brikker er taget, har vundet.




**3**







PingoMat © forlagetpingo.dk




PingoMat © forlagetpingo.dk




PingoMat © forlagetpingo.dk




PingoMat © forlagetpingo.dk




PingoMat © forlagetpingo.dk




PingoMat © forlagetpingo.dk




PingoMat © forlagetpingo.dk



PingoMat © forlagetpingo.dk



PingoMat © forlagetpingo.dk



PingoMat © forlagetpingo.dk

